

An

Annual Report

2020-21



Municipal Committee Bahawalnagar

میونسپل کمیٹی بہاولنگر

Contents

1. Background:	2
2. Map of Tehsil Bahawalnagar:	3
3. Functions of Municipal Committee Bahawalnagar	3
4. Human Resource at MC:.....	4
4.1. Municipal Committee Organogram	4
4.2. Administrative Setup.....	4
4.3. Human resource Available at MC.....	6
5. Covid – 19 (Response & Resilience).....	6
6. Dengue Activities	9
7. Khidmat Apki Dehleez Per	10
8. Trainings & Hands-on Sessions	11
9. Annual Budget:	13
9.1. Expenditure Incurred on Major Municipal Services	14
10. Development Projects	14
11. Municipal Services Delivery Detail.....	15
11.1. Water supply system	15
11.2. Solid Waste Management	18
11.3. Sewerage.....	21
11.4. Streetlight.....	25
12. Complaint Management.....	27
13. MC Website	27
14. MC Response to the Requests of Citizens under RTI Act 2013	27
Annex A.....	29
Annex B.....	44

Foreword:

On behalf of the Municipal Committee Bahawalnagar, I hereby present this Annual Report for the financial year 2020-21. The report will give our stakeholders and communities an insight into the performance and achievements of the Municipal Committee. The current Annual Report outlines MCs successes and shortcomings in relation to our mandate as provided in the key focus areas of Local Governments. These can be summarized as; Building a Municipal Corporation that is efficient, effective and responsive; Strengthen Accountability and promote fairness in its dealings; Accelerating Service Delivery and supporting the vulnerable; Promoting Economic and Social development; Fostering Development Partnerships, Social Cohesion and Community Uplift Programs. It is pertinent to note that these endeavors' can never be successfully achieved on their own but it becomes materialized by the collective efforts of officers, officials and support staff who work together in identifying challenges and to meet those challenges with rigor efforts and earnest professional approach.

It is commendable to note the improvements in relation to our spending and expenditure patterns, but we need to do more. The ever-present excuse of lack of resource might be a legitimate one, but the key question is how effectively we use the resources at our disposal to accomplish our goals and attaining set targets. It is clear in this annual report that we are moving in the right direction. It is of paramount importance to synchronize our program plans with quarterly targets to achieve our broader goals effectively and efficiently.

Administrator
Municipal Committee
Bahawalnaga

1. Background:

Bahawalnagar is the capital city of Bahawalnagar District situated in the south east region in the Punjab Province of Pakistan. The town of Bahawalnagar is the head quarter of the district and tehsil as well. Old name of Bahawalnagar was Rojanwali/Ubbha. It was named Bahawalnagar in 1904 after Bahawal Khan-V, the ruler of the Bahawalpur state comprising the present districts of Bahawalpur, Bahawalnagar and Rahim Yar Khan.

Bahawalnagar is 192 miles south of Lahore and about 120 miles east of Bahawalpur. River Sutlej passes on the northern side at a distance of about 6 miles. Bahawalnagar District is composed of five sub-divisions Bahawalnagar, Minchinabad, Haroonabad, Chishtian & Fort Abbas. Bahawalnagar District spreads between latitudes of 29°-57' 'to 30°-0' North, and the longitudes of 73"-14' to 73"-16' East. The city coordinates are 30°-0' North latitude, and 73°-16' East longitude.

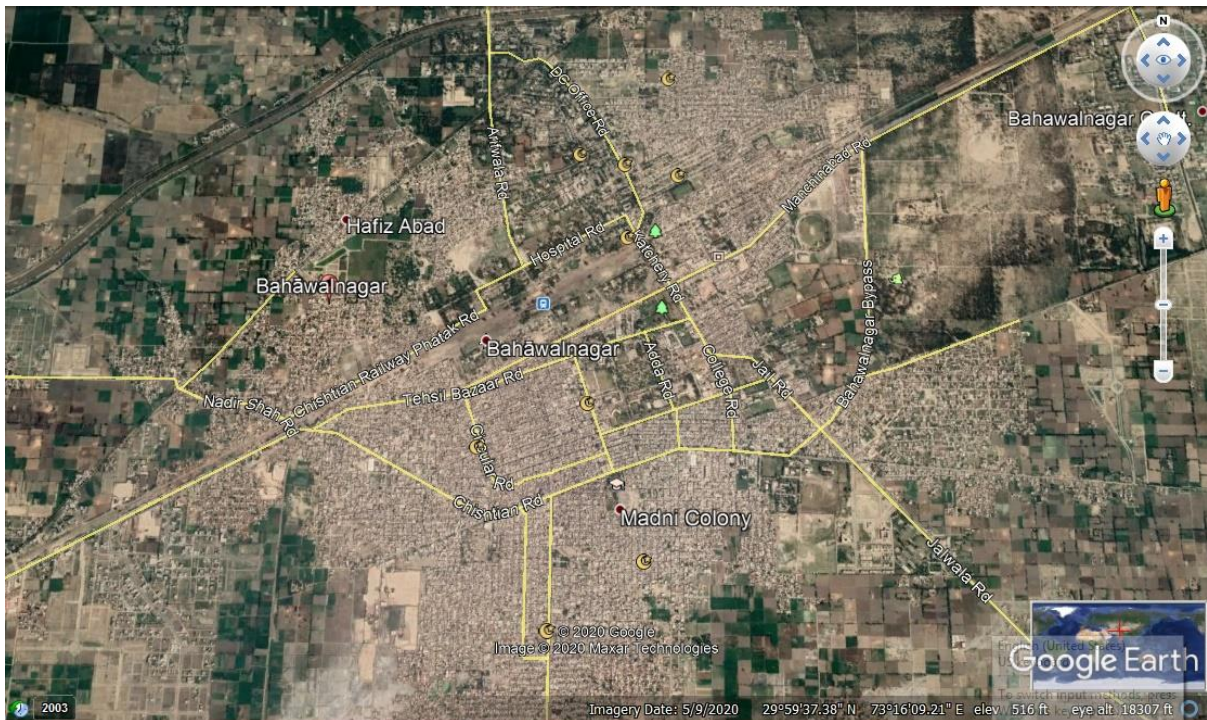
Climate of the district varies from hot to very hot in summer and cold in winter especially in December and January. During the months of July and August, the weather is humid whereas spring is pleasant. Summer season starts in April and continues till September. June is the hottest month with mean maximum and minimum temperature of about 41 and 28 degree Celsius respectively. Winter season starts from November and lasts till February. Mean maximum and minimum temperature recorded during the month of January is about 20 and 4 degree Celsius respectively. Light rainfalls during winter season especially in the months of January and February is succeeded by a spell of pleasant spring weather. Monsoon starts in the first week of July. The average annual rainfall is about 204 millimeters.

The population census report of year 2017 has not been published by Government of Pakistan. However the provisional data available for this census shows the population of 194,042 persons for the city within municipal limits. A land scan process was done to estimate the population of entire inhabited areas of city in close approximation which was found to be 203,286 persons in the year 2017 with an annual growth rate of 4.43 % and it is expected to rise to 313,542 persons in the year 2027. A large and thick inhabitation has developed outside the municipal limits of the city and the municipal limits need to be extended.

Economic Activities in the City

Bahawalnagar is a rich agricultural land. The major profession of the people of **Bahawalnagar** is agriculture. Main Crops are Sugarcane, Cotton, Wheat, Rice and Mustard Seed. Main Vegetables include; Cauliflower, Onion, Turnip, Carrot, Potatoes and Tomatoes. Major Industries are Cotton Ginning & Pressing, Flour Mills, Marble Industry, Oil Mills, Paper & Paper Board, Rice Mills, Sugar, Tea Blending and Textile Spinning.

2. Map of Tehsil Bahawalnagar:



3. Functions of Municipal Committee Bahawalnagar

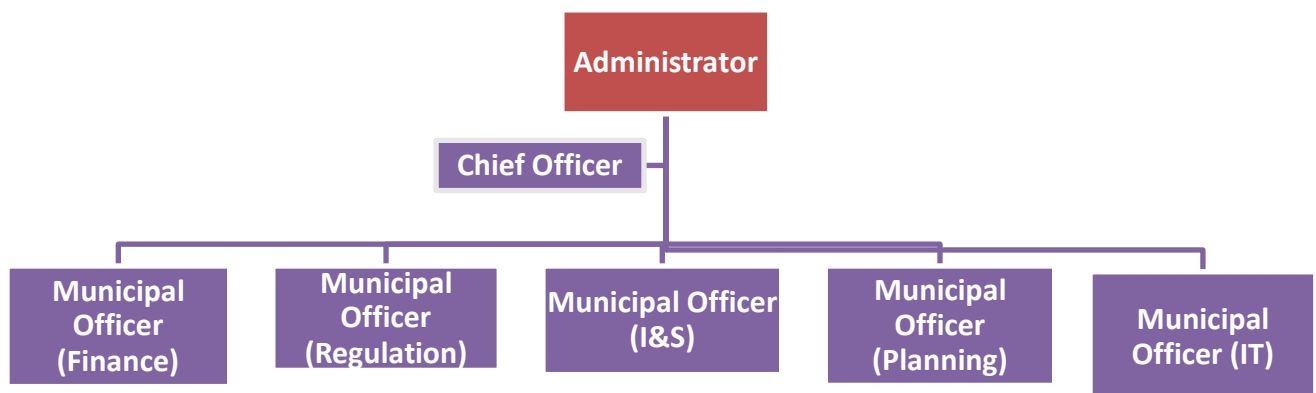
Municipal Committee Bahawalnagar is responsible for performing the following functions as per new PLGA 2019:

- a) Economic and value chain development;
- b) Management of primary, elementary and secondary education facilities;
- c) School enrolment and universal education;
- d) Monitoring and supervision of primary health care facilities;
- e) Preventive health and hygiene;
- f) Population welfare including population control;
- g) Solid waste collection and disposal;
- h) Sewerage collection and disposal including water management and treatment;
- i) Building control and land use;
- j) Births, deaths, marriages and divorce registration;
- k) Museums and art galleries;
- l) Open markets;
- m) Livestock and agriculture markets;
- n) Public parking facilities;
- o) City roads and traffic management;

- p) Public transport;
- q) Abstraction of water for industrial and commercial purposes;
- r) Emergency planning and relief;
- s) Support to provincial agencies in prevention of crime and maintenance of public order; and
- t) Regulatory enforcement in the functions
- u) Establishment and management of pre-schools;
- v) Libraries;
- w) Drinking water supply;
- x) Burials, cremations etc.;
- y) Public conveniences;
- z) Children's services;
- aa) Community safety;
- bb) Arts and recreation;
- cc) Public fairs and ceremonies;
- dd) Sports;
- ee) Environmental health, awareness and services;
- ff) Parks and landscape development;
- gg) Slaughtering of animals;
- hh) Street lights; and
- ii) Sign boards and street advertisements.

4. Human Resource at MC:

4.1. Municipal Committee Organogram



4.2. Administrative Setup

Administrator
Capt(R) Muhammad Waseem
Date of Joining: 04-10-2021



Chief Officer

Muhammad Habib-ur-Rehman Qureshi

Date of Joining: March 13, 2020



Municipal Officer (Regulation)

Muhammad Shafiq Saeed Baloch

Date of Joining: 19-05-2021



Municipal Officer (Infrastructure)

Muhammad Zafar

Date of Joining: 10-06-2021



Municipal Officer (Finance)

Aftab Yunis

Date of Joining: 07-05-2021



Municipal Officer (Planning)
Faheem Anwar Majeed
 Date of Joining: June 10,2020



4.3. Human resource Available at MC

Vacancy Analysis-Section Wise			
Section	Sanctioned	Filled	Vacant
Mayor	8	2	6
Chief Officer	20	15	5
Municipal Officer (F)	28	21	7
Municipal officer (R)	36	25	11
Municipal Officer (IT)	4	0	4
Municipal Officer (P)/ MO (Architect)	7	6	1
Municipal Officer (I&S)	490	364	126
Total	593	433	160

MC schedule of establishment is attached as Annex – A

5. COVID-19 (Response & Resilience)

As early as late 2019, MC management was aware of and beginning to prepare for COVID-19. Administratively, the management began preparing of pandemic plans and connected with other community stakeholders. This helped the city be prepared when it started seeing cases in Bahawalnagar. As the COVID-19 situation continued to evolve, the city of Bahawalnagar took precautionary measures to protect both staff and the community against the spread of Coronavirus. In response to the increasing levels of response required to follow the recommendations of health professionals. The city of Bahawalnagar activated and mobilized its emergency team to curb the pandemic and to avoid as many people from the grip of this disease. By taking emergency measures, the city was able to nimbly respond to the constantly changing environment that COVID-19 presented.


Throughout the pandemic, the city has had three main goals:

- To implement the Standards Operating Procedures (SOPs), protocols and decisions taken by the National Command and Operation Centre (NCOC), Government of Pakistan
- To protect the health and safety of staff throughout the duration of the Pandemic;
- To protect the health and safety of the residents by taking precautionary measures;
- To ensure the provision of critical services to the residents, health care facilities, and businesses.
- To create awareness campaigns and messages to sensitize people, residents and other stakeholders time to time.

City Administration hosted weekly group meetings with the hospital, Augustana, senior's care providers, and school board officials in order to pool information and share what the municipality was doing. Keeping the public updated through social media, print media and motivational materials was a top priority.

PREVENTIVE MEASURES AGAINST CORONA





All banks, ATMs and public places in urban areas are being sprayed with chlorine to prevent corona virus.

6. Dengue Activities

Dengue is a social problem and can be overcome only by including all segments of the society in the anti-dengue drive. By considering need of the hour, MC took steps to create awareness among the people to keep their houses clean and remove stagnant water. MC had been implemented anti-dengue regulations and stern action were imposed on their violators. MC management had given top priority to overcome dengue and special teams had been constituted to keep shriveling high risk areas. In this regard, daily surveillance schedules were prepared, micro plans were developed, field teams were mobilized and social segment of the society were activated to curb the wide spread of epidemic.





7. Khidmat Apki Dehleez Per

On the directions of Chief Minister Punjab, Sardar Usman Buzdar, 'Khidmat Apki Dehleez per' program was launched in the Bahawalnagar City. The basic purpose of the program was to revive government machinery for effective delivery of services. Municipal Committee Bahawalnagar were also given specific tasks in accordance with the needs of the public to ensure the effectiveness of service delivery mechanisms. The program was truly beneficial for the masses. Weekly schedule was issued in which the officers of municipal committee monitored the sanitation, sewerage and other matters in their allocated areas. The citizens were asked to identify/ highlight the areas that needs quick attention from Government departments, and Government officials will respond to their issues/suggestions. The activities under "Khidmat Apki Dehleez Par" program had been intensified to clean and beautify government buildings as well as parks, intersections and green belts in all areas of the city. Horticultural development was of great importance and for the purpose, MC Jhelum along with other departments in had taken special measures to beautify the City. The Administrator monitored the activities being conducted under the program Apki Dehleez Par to ensure that there was no delay in the resolution of people's problems and all targets were achieved well in time.





8. Trainings & Hands-on Sessions

LG&CD Department with the technical assistance of Punjab Municipal Development Fund Company (PMDFC) often organized training programs and hand on sessions for MC management and staff on need basis. PMDFC team always provides continuous support to MCs' staff for MCs institutional strengthening and capacity building and to enhance performances. Various institutional interventions such as GIS maps, Computerized Financial Management System, Performance Management System, Computerized Complaint Tracking System and MCs' websites has been developed, implemented and make functional in MC. However, MC management and staff are putting its best efforts for accomplishing the heightened scope of work against these interventions to obtain the subsequent Performance Based Grants (PBGs) against related Performance Measures (PMs) under PCP. In this context, to fulfill the MACs and PMs under PCP, the detail of work has been chalked out and mentioned below:

Sr. No.	Interventions	Detail of Work
1	GIS Maps	Updated GIS based maps are available with MCs <ul style="list-style-type: none"> • Base maps, • Municipal Infrastructure maps (water supply, sewerage, solid waste, Road hierarchy & streetlight)
2	Computerized Financial Management System (CFMS)	<ul style="list-style-type: none"> • Budget Entry for the current financial year • Cash book entry for the current financial year <ul style="list-style-type: none"> ▪ Receipts ▪ Expenditures
3	Performance Management System (PMS)	<ul style="list-style-type: none"> • Reports on Performance Indicators to track status of municipal services i.e. water supply, sanitation and streetlights: • Expenditures details on various municipal services i.e. water supply, solid waste, street lights as per information provided by MCs • Customized reporting as per requirement
4	Computerized Complaint Tracking System (CCTS)	<ul style="list-style-type: none"> • Registration of complaints in the web-based software • Sector wise (Water Supply, Solid Waste, Street Light, Sewerage System etc.) reports • Different analyses of resolved & unresolved complaints • Information pertaining complaint registration and resolution time
5	MC Websites	Update the links on MC website on regular/ need basis

- News & Event
- Notice & Tenders
- Administrative setup (Name of officer, date of joining, qualification, total service, contact No)
- Budget
- Incumbency
- Other website links

Actions accomplished for implementation of the interventions

A. MCs designated the officials to manage the interventions

B. Refresher Trainings.

C. Continuous follow-up by PMDFC

D. MCs managed requisite hardware

E. MC management were sensitized to review systems generated reports on regular basis.





9. Annual Budget:

10/14/21, 2:14 PM PMDFC Office Management System

Municipal Committee Bahawalnagar
 FORM ABS
 Annual Budget Statement For The Year 2021 - 2022
 [See Rule 33 (6)]

		Estimated 2021 - 2022
Opening Balance		731,123,552
Expected Income	Receipts	1,228,629,546
Total		1,959,753,098
Expected Expenditure	Current Expenditure	431,858,000
	Development Expenditure	1,428,785,126
Total		1,860,643,126
Closing balance as on June 30th.		99,109,972

9.1. Expenditure Incurred on Major Municipal Services

The expenditure incurred on the Municipal services during current financial year is given below;

EXPENDITURE DETAIL : MUNICIPAL COMMITTEE BAHAWALNAGAR								
EXPENDITURE DETAIL FOR SOLID WASTE								
Financial Year	Esatablishment		POL Expenditures	Repair & Maintenance Expenditures	Others / Miscellaneous Expenditures	Development Expenditures in SWM	Total	
	No. of Employees	Expenditures						
Actual Expenditures 2020-21		82,310,625	10,341,555	774,652	1,468,788	-	94,895,620	
Budgeted Expenditures 2021-22		99,050,000	9,000,000	1,300,000	2,620,000	-	111,970,000	
EXPENDITURE DETAIL FOR WATER SUPPLY								
Financial Year	Esatablishment		Electricity Expenditure	Repair & Maintenance Expenditures	Others / Miscellaneous Expenditures	Development Expenditures in Water Supply	Total	Water Receipts/ Revenue Generated
	No. of Employees	Expenditures						
Actual Expenditures 2020-21		24,447,684	49,999,063	5,669,750	-	-	80,116,497	11,417,890
Budgeted Expenditures 2021-22		32,790,000	50,000,000	6,000,000	10,000	-	88,800,000	25,952,880
EXPENDITURE DETAIL FOR STREET LIGHT								
Financial Year	Esatablishment		Electricity Expenditures	Repair & Maintenance Expenditures	Others / Miscellaneous Expenditures	Development Expenditures in Streetlights	Total	
	No. of Employees	Expenditures						
Actual Expenditures 2020-21		544,210	206,032	456,893	-	-	1,207,135	
Budgeted Expenditures 2021-22		1,625,000	1,000,000	500,000	-	-	3,125,000	

10. Development Projects

Infrastructure Projects Being Carried Out in Current FY under Punjab Cities Program (PCP)

Sr. #	Project Name	Project Detail	Duration	Project Cost in Million Rs.
1	Rehabilitation of Municipal Services in MC Bahawalnagar (Group-A)	Water Supply <ul style="list-style-type: none"> • Replacement of pumping machinery • Replacement of MCUs • Installation of bulk water meters • Rehabilitation of IP stations • Replacement of transformers • Replacement of Hypo-chlorinators • Rehabilitation of pump houses • Installation of PFIEs • Replacement of sluice & non return valves Sewerage <ul style="list-style-type: none"> • Raising of manholes • Replacement of Penstocks + screens • Rehabilitation of disposal stations • Rehabilitation of approach road 	8	80.78

Sr. #	Project Name	Project Detail	Duration	Project Cost in Million Rs.
		<ul style="list-style-type: none"> Rehabilitation of staff quarter <p>Solid Waste Management</p> <ul style="list-style-type: none"> Rehabilitation of existing landfill <p>Streetlight</p> <ul style="list-style-type: none"> Replacement of street light by 120 Watts LED lights Replacement of street light by 27 watts LED lights Replacement of LT panels and switches Replacement of cable and bar conductor <p>Parks</p> <ul style="list-style-type: none"> Rehabilitation of Sutluj park Rehabilitation of Amir Jan Park Rehabilitation of Khalid Maqbool Park 		
2	Rehabilitation of Municipal Services in MC Bahawalnagar (Group-C) Supply Items	Machine for desilting of collecting tanks + wire rope Manhole covers Tires for SWM machinery	6	5.80

11. Municipal Services Delivery Detail

11.1. Water supply system

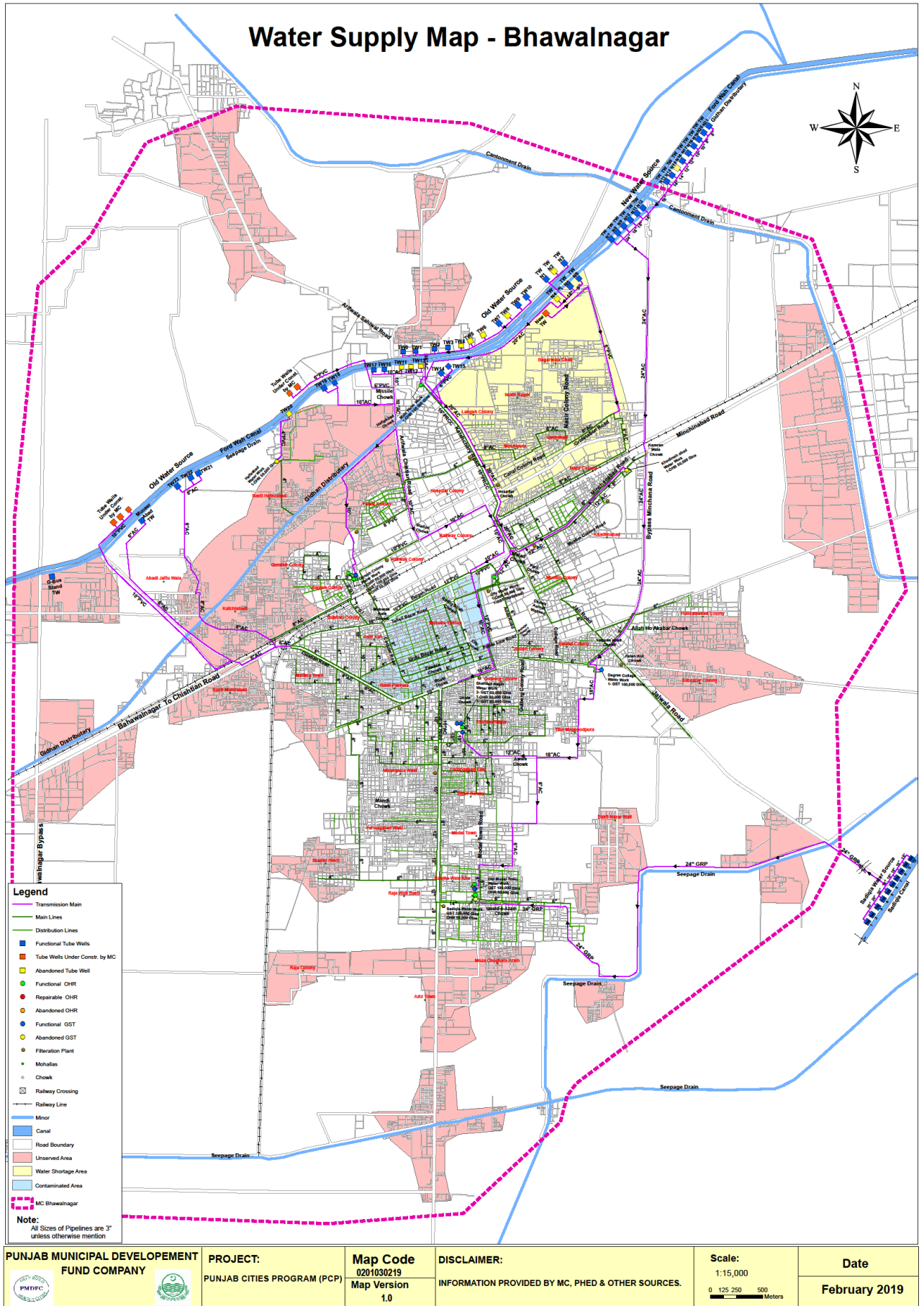
11.1.1. Water supply hours

On an average MC is supplying 03hours of water to households daily as per given schedule

Morning	Midday	Evening	Total
01	01	01	3.0

11.1.2. Total coverage of the city

The total area coverage of water supply in the city is 65% out of which 6% area falls under water shortage and 13% under the water contamination. Rest of 43% area is un served. The detail of water connections and percent connected are given as under;



No. of connections				%age connected
Domestic	Commercial	Industrial	Total	
20078	292	0	20373	70%

The water supply hours are very short and the water shortage prevails at remote ends of the distribution system because of unequal distribution of water in the absence of consumer metering.

11.1.3. Tariff structure

The consumer connections are not metered and hence water. The water rates are given below;

Tariff Rates per month				
Domestic	Com.	Service Station	Industrial	Other
Rs. 100	Rs. 200	Rs. 2400	Rs. 3766	Rs. 9570

11.1.4. Water filtration plants:

Total 12 filtration plants are being maintained by MC in the city to supply potable water to the inhabitants. All are working in good condition and no need for repair of its component to supply potable water to the inhabitants of the city.

11.1.5. The Existing water sources

There are two major sources developed by Municipal Committee for water supply system to city on Fordwah Canal and Sadiqia Canal. Originally 10 tube wells have been installed on Sadiqia Canal and all are operative. All 10 tube wells installed by PHED along Sadiqia canal is working and maintained by MC Bahawalnagar. The source is sufficient but transmission pipe lines and distribution system need to be extended. The major area under this zone is Model Town. The storage capacity of Model Town water work is sufficient with two nos. GST and one no. OHR. The supply of water is direct pumping from GST and OHR is not being used. There is no water management by domestic water meters. Water is contaminated in almost this zone due to substandard connections and leakage of pipe lines. New water work is required to supply water in Medina town and allied areas. It is proposed to feed water from Sadiqia canal water source.

46 Nos. tube wells are installed along the Fordwah canal to supply water. These tube wells are divided in to Fordwah new & Fordwah old. 10 Nos. are abandoned and 36 are operational. One OHR is operational at main water works. Water shortage and contamination is a major problem of water supply due to lack of water management. Old pumping machinery need to be replaced and new boring of tube wells is also required. Distribution system up gradation & extension is required. Further replacement of old transmission pipe line is also required. 11 Nos Tube wells have been rehabilitated under PCP.

Repair of civil works at pump houses and intermediate pumping stations required because of MC maintenance constraints.

11.1.6. Storage Capacity:

Storage has been constructed in the form of ground storage tanks (GST) and overhead reservoirs (OHR) as it is not possible to feed the OHRs directly from tube-wells because of long lengths of transmission mains and high pumping head involved. The status of the ground as well as overhead storage is given below;

Detail of storage capacity city

S.N.	Water works	No. of GSTs	Capacity (gallons)	No. of OHRs	Capacity (gallons)
1	Sadiqia water works	1	100,000	1	50,000
2	Old Model Town	1	200,000	1	50,000
3	Shahzad Nagar	1	100,000		
		2	50,000	1	50,000
4	Quraish Colony	1	100,000	2	50,000
5	Boys Degree College	1	100,000	-	-
6	Khadimabad	-	-	1	50,000
7	Main Water Works	-	-	1	100,000
8	City water Works	-	-	1	50,000
9	Hafizabad			1	50,000
Total		7	650,000	9	450,000

11.1.7. Manpower deployment

Slot	Sanctioned strength	Existing strength	Vacant post	Manpower on daily wages	Total manpower deployed	Additional MC demand
Supervisor	1	1	0	0	1	0
Foreman W.S.S	1	1	0	0	1	0
Tube-well	50	41	9	0	41	9
Chowkidars	1	0	0	0	0	0
Electricians	1	1	0	0	1	1
Plumbers	5	4	1	0	4	0
Oil Man	2	2	0	0	2	0
Total	61	50	10	0	50	10

The vacant positions of the field staff need to be filled for satisfactory service delivery.

11.2. Solid Waste Management

11.2.1. Solid waste Generation & Disposal

The solid waste management efficiency along with present dumping sites is given below;

Total waste generated	87.14 Tons
Waste disposal	43.49 Tons
% age efficiency	49.91 %

11.2.2. Equipment & Machinery

Under mentioned collection and transportation machinery is available with MC to handle the solid waste.

S.No	Equipment/machinery	Total Nos. available	In working condition	Repairs required
1	Tractors	9	9	2 Tractors Poor Condition
2	Tractor trolleys	4	4	0
3	Arm rolls	4	4	0
4	4-5 m3 containers	65	65	0
5	Front blade tractors	1	1	0
6	Front end loaders	2	2	0
7	Water bowsers	2	2	0
8	Mechanical sweepers	2	0	0

Solid waste system in city Bahawalnagar was improved in 2012 under PMSIP. Under this project equipment and machinery was provided for collection and transportation of waste to land fill site. Further dumping site was also constructed to dump the waste at 7.55 km distance from the city Centre. The Solid Waste Management system in the city still required to be improved.

11.2.3. Manpower Deployed

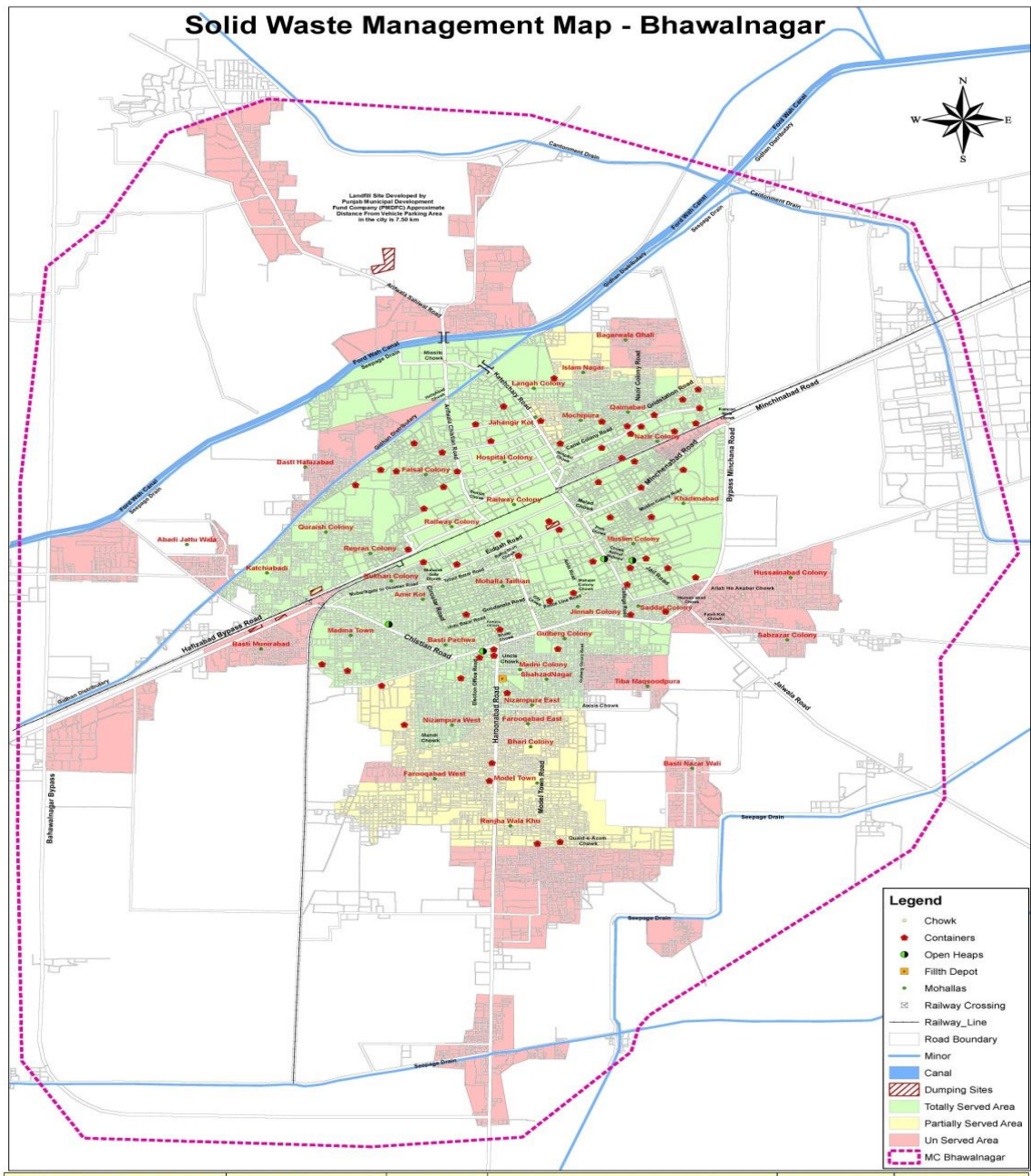
The manpower deployed for collection, transportation and disposal of the solid waste is given in the table below. As indicated by MC Officers, this manpower is not sufficient to serve the entire city at the given standards. Additional manpower required by the MC is also given here.

Slot	Sanctioned strength	Existing strength	Vacant post	Manpower on daily wages	Total manpower deployed	Additional MC demand
Sanitary	231	189	42	15	204	50
Vehicle drivers	18	5	13	0	5	0
Supervisors	11	8	3	0	8	0
Senior	1	0	1	0	0	0
Asst. Sanitary	2	1	1	0	1	0
Cooli Tractor	12	8	4	0	8	0
Spray Cooli	2	2	0	0	2	0
Water Carrier	16	15	1	0	15	0

Total	293	228	65	15	243	50
-------	-----	-----	----	----	-----	----

11.2.4. Coverage Detail

The entire city is not served with solid waste collection and disposal. 70% area of the city is fully served, 10% is partially served and 20% is un-served as marked on the map. In partially served areas service is rendered intermittently depending upon availability of manpower and transportation machinery. The detail of these areas is given blow;



<p>PUNJAB MUNICIPAL DEVELOPMENT FUND COMPANY</p>	<p>PROJECT: PUNJAB CITIES PROGRAM (PCP)</p>	<p>Map Code 0201050219 Map Version 1.0</p>	<p>DISCLAIMER: INFORMATION PROVIDED BY MC, PHED & OTHER SOURCES.</p>	<p>Scale: 1:15,000</p>	<p>Date February 2019</p>

a) Partially served areas

No regular service is rendered in the under mentioned areas. The main complaints are attended by sending the machinery & labor once or twice a week.

1-Quaid e Azam Chowk	2-Ranjah wala Khu	3-Model town
4-Farooqabad west	5- Farooqabad west	6-Bhari Colony
7-Islamnagar		

b) Un served areas

Under mentioned areas are still unserved;

1-Basti Nazir wali	2-Tibba Maqsoodpura	3-Sabzazar Colony
4- Allah ho Akbar chowk	5-Hussanabad	6-Fateh kot chowk
7-Bagarwala Gali	8- Hafizabad	9-Jattu wala Khu
10-Basti Munirabad		

Landfill development

Sanitary landfill site on Arifwala road is available. The operation and maintenance of SLF is not being done properly by MC. Waste is not being dumped in layers and earth cover is not being provided by MC Bahawalnagar. Civil works in landfill site required to be repaired.

Vehicle parking Area:

MC has built-up parking area at present and vehicles are parked in the parking area. Vehicle washing and service arrangements, small office and other allied facilities already available in vehicle parking area.

Levying of sanitation fees

No sanitation fee has been levied by MC and the entire expenditure given below is being met from MC's own resources and the PFC share being given by Provincial government.

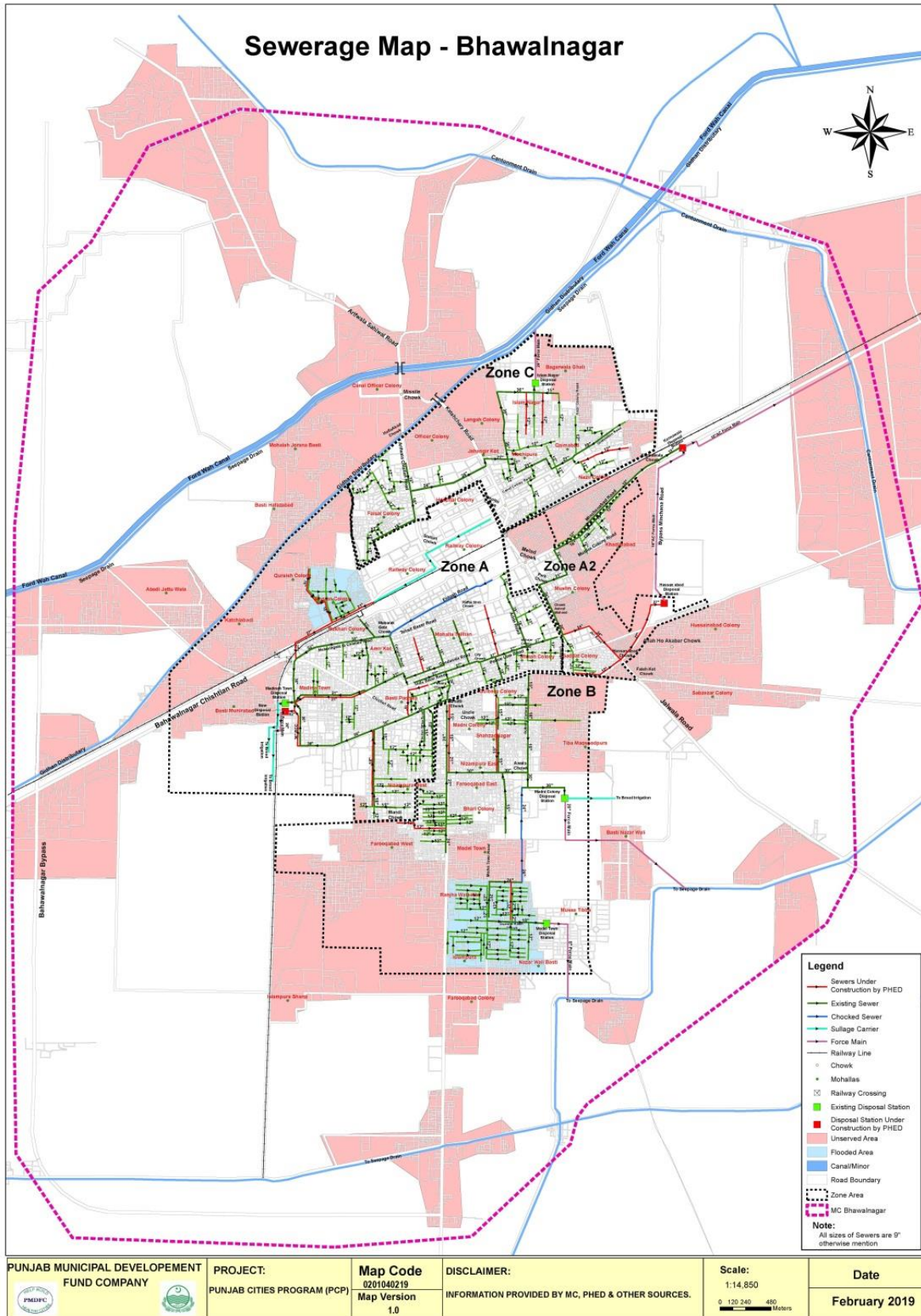
Solid waste management financials (million Rs)

The annual expenditure incurred by MC for last 5 years is given below which includes manpower, energy, repairs, supplies etc.)

Year	2013-14	2014-15	2015-16	2016-17	2017-18	2018-19
O&M Expenditure (million Rs)	8.371	8.786	12.196	12.335	13.612	14.11

11.3. Sewerage**11.3.1. Coverage**

The city is equipped with sewerage system in 60% area. The city has been divided in to four areas called as Zones with respect to the drainage.



11.3.2. Existing pumping / disposal stations

All zones are being served by pumping stations. The details of each one is given below;

Location	Nos of collect Tanks	Nos of pumps	Discharge each (cusecs)	Total discharge (cusecs)	Mot or BHP	Working status	Force main /S. carrier			
							Size (inch)	Length (ft)	Condition	Ultimate disposal
6	7	8	9	10	11	12	13	14	15	16
Madina Town (new)	02	07	3.0	21.0	25	Yes	24	1800	good	Broad irrigation
Madina Town (old)	02	04	3.0	3.0	40	Only 01 No. working	3'x2'	1000	bad	Broad irrigation
Hussain abad	02	04	2.0	8.0	40	In progress	16	4140	good	IPS
Karman wala	02	04	2.0	8.0	20	In progress	18	5700	good	Seepage drain
Madni Colony	2	04	3.0	12.0	60	Working	20	5600	Fair	Seepage drain
Model Town	1	1	1.5	1.5	20	Poor	8	4600	bad	Seepage drain
Islam Nagar	2	5	3.0	15.0	40	Yes	24	1500	good	Seepage drain

11.3.3. Sucker & jetting machines

01 No sucker and 01 No jetting machines are being used by MC to remove blockades and cleaning of sewers. The sucker and jetting machines are quite old and require repairs along with supply of required pressure pipe for jetting machine.

11.3.4. Tariff structure

The liquid waste user charges are not collected by MC Bahawalnagar. Liquid waste tariff has not been levied.

11.3.5. Manpower deployed

The manpower deployed for the operation & maintenance of the system is given below;

Slot	Sanctioned strength	Existing strength	Vacant post	Manpower on daily wages	Total manpower deployed	Additional MC demand
Pump operators	6	2	4	0	2	0
Sewer men	30	17	1	12	28	10
Total	36	19	5	12	30	10

MC is demanding additional manpower because of increase in population

11.3.6. Drainage zones

The city has been divided in 4 zones with respect of the waste water drainage. Each zone with its coverage is described below;

Zone-A:

The Disposal works of this system is located in Madina town and the waste water from this disposal works is being pumped through a force main 24” dia and being used for broad irrigation. In zone-A the outfall sewer line of 42” diameter has been laid and waste water is finally disposed for broad irrigation without treatment. Old disposal station has been replaced with new one in 2018 and existing 36” dia out fall sewer connected with 42” dia new sewer line. However old disposal is still working.

Zone-A2:

There are two disposal works in this zone called Hassanabad & Karmanwala disposal works. Hassanabad disposal works collects waste water from Sadat Colony, Hassanabad, jail road and Muslim colony through 27” dia outfall sewer. Waste water from Hassanabad disposed of to Karmanwala disposal work through a force main 16” dia. from where it is finally disposed of into seepage drain through a force main 18” dia.

Zone-B:

This zone also has two disposal stations called Madni Colony & Model town disposal works. Model town disposal was designed to dispose of the small area and laterally 24” dia RCC pipe line was laid to dispose of the waste water through Madni colony disposal. Presently 24” dia RCC pipe line has been choked and area becomes flooded. Waste water from model town disposal works is being discharged into seepage drain through 8” dia forced main.

Zone-C:

The Disposal works of this system is located in Islam nagar and the waste water from this disposal works is being pumped through 24” dia force main into seepage drain. The waste water is collected from Faisal colony, Canal colony, Mochipura, Qaimabad, Nazir colony & Islam nagar. The main out fall sewer is 36” RCC pipe for collection of waste water from above mentioned areas.

11.3.7. Sewer lengths

The approximate length of old sewers is given below;

Approximate lengths of sewers

Sewer dia. (inch)	9	12	15	18	21	24	27	Total length in Km
Length in feet	15.0	10.0	1.0	3.0	2.0	3.0	2.0	
Sewer dia (inch)	30	33	36	42				41.0 Km
Length in feet	1.0	1.0	2.0	1.0				

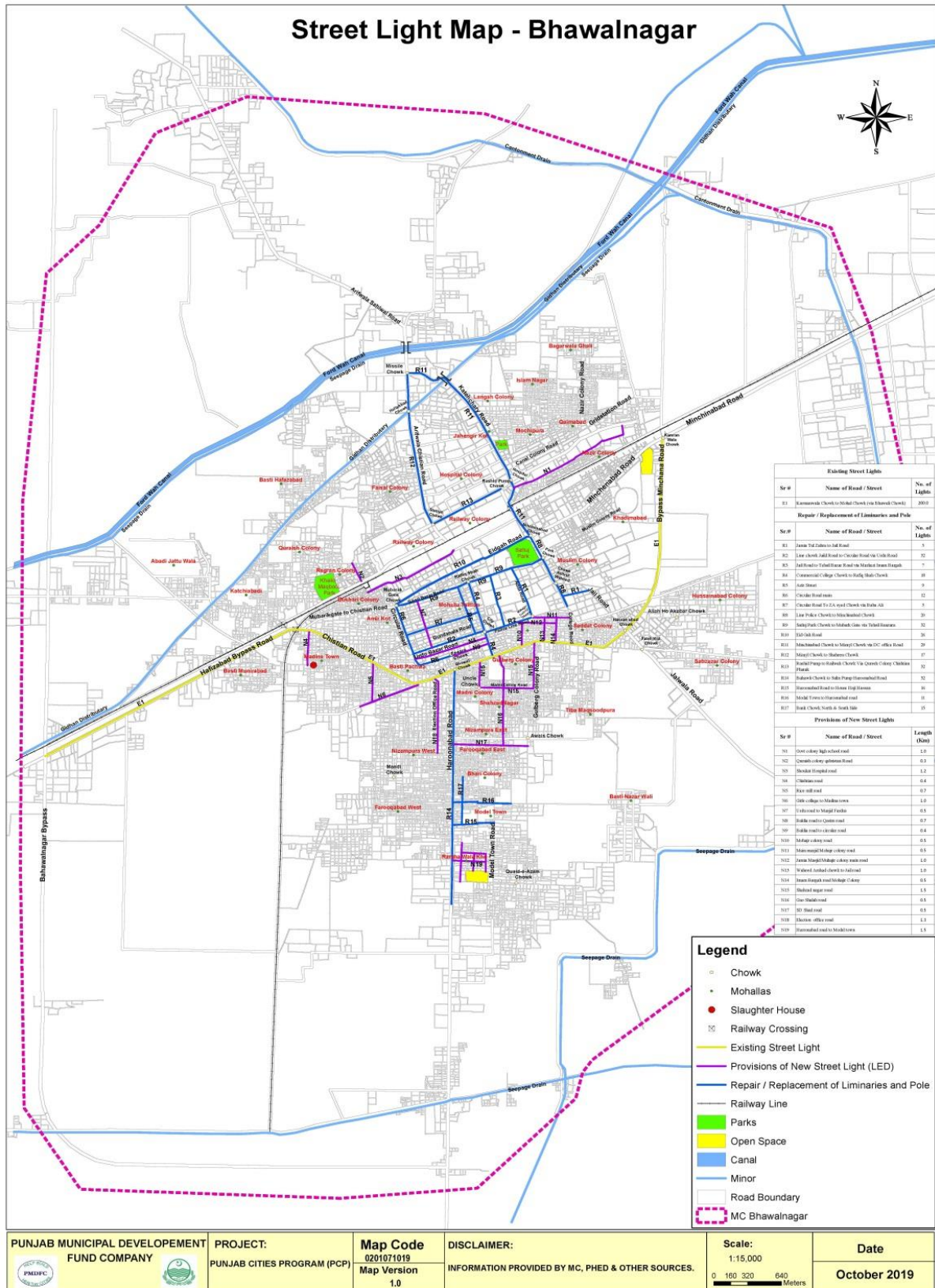
11.4. Streetlight

MC Bahawalnagar has street lights on major roads and Mohallahs

11.4.1. Street lights on Major roads:

Some roads in the city have been provided with street light. The detail of these installations is given below;

S.N.	Name of road	Total light Nos.	Operative Light Nos.
1	Jamia Tul Zahra to Jail Road	5	2
2	Police Line chowk Jail Road to Circular Road via Urdu Road (Jail Road)	32	15
3	Jail Road to Tehsil Bazar Road via Markzi Imam Bargah	7	2
4	Commercial College Chowk to Rafiq Shah Chowk (Baldia Road)	18	3
5	Aziz Street	9	6
6	Circular Road main	12	2
7	Circular Road To ZA Syed Chowk via Baba Ali	5	0
8	Line Police Chowk to Minchinabad Chowk	20	7
9	Satluj Park Chowk to Mubark Gate via Tehsil Baazar (Tehsil Road)	32	3
10	Eid Gah Road	26	3
11	Minchinabad Chowk to Mizayl Chowk via DC office Road (DCO Office Road)	29	10
12	Mizayl Chowk to Shaheen Chowk (Arifwala Road)	17	0
13	Rashid Pump to Railwah Chowk Via Quresh Colony Chishtian Phatak	32	0
14	Bahawli Chowk to Sultn Pump Haroonabad Road	32	0
15	Haroonabad Road to House Haji Hassan	16	3
16	Modal Town to Haroonabad Road	11	2
17	Bank Chowk North & South Side	15	0
18	Karmanwala Chowk to Mohal Chowk (via Bahawali Chowk) 100 watt LED Light	200	200



12. Complaint Management

Municipal Committee Bahawalnagar has established a centralized complaint cell for complaints registration, its tracking and resolution. The primary objective of establishing complaint cell was to enhance MC's efficiency in addressing citizens' and building confidence of citizens.

The complaint cell has been provided with telephone line to facilitate the complaint registration over the phone without walking in to the office. Every complaint, whether received in writing or verbally, is recorded in the software by a designated complaint cell in charge. Each recorded complaint generates a unique number already printed on the complaint slip. The complainant also receives the complaint number for the follow up, if required. Once the complaint is resolved by the relevant staff, he returns his part of the complaint slip to the complaint cell with his remarks and the complaint cell in charge updates the status of complaint in the software accordingly. The complainant may inquire the status of his complaint at any time just by calling the complaint registration office with reference to his complaint number. This process ensures the registration and tracking of all the complaints, thus keeping MC staff accountable to the MC management as well as the citizens.

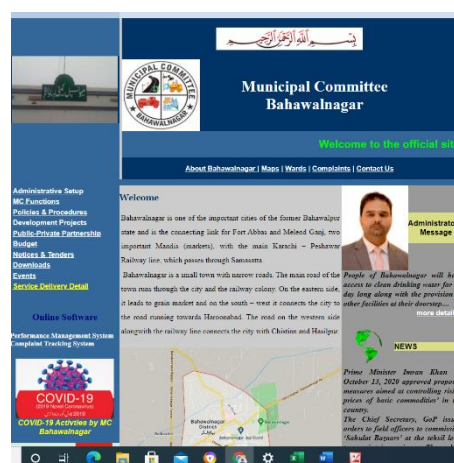
Complaints: Received Summary Year – 2020-21	
Sector	Complaints
Water Supply	0%
Sewerage and Drainage	79%
Streetlight	-
Solid waste	21%
Percentage Resolved	95%



13. MC Website

(www.mcbahawalnagar.lgpunjab.org.pk)

Municipal Committee Bahawalnagar has also developed its website for dissemination of information for general public. The information contain all major categories of information for citizen's interest like information about the officers with their telephone numbers, budget detail, Development projects, news and events



14. MC Response to the Requests of Citizens under RTI Act 2013

The detail of requests received from any citizen during the current year is given as under;

**SUMMARY OF RESPONSE TO CITIZENS REGARDING RTI REQUESTS
(2020-21)**

MC Section	No. of Requests Received	No. of Requests Attended	Average No. of Days/ Time span to Attend Request	No. of Requests Refused/ Not Fit for Sharing Information	No. of Requests Forwarded to Other Departments for Seeking Information	Total No. of Requests In Progress	Total No. of Requests Pending	Citizen's Satisfaction Feedback	Remarks
Chief Officer	x	x	x	x	x	x	x	x	x
MO (I&S)	2	2	4	x	x	x	x	x	x
MO (F)	x	x	x	x	x	x	x	x	x
MO (P)	x	x	x	x	x	x	x	x	x
MO (R)	x	x	x	x	x	x	x	x	x
Total	2	2	4	x	x	x	x	x	x

Human Resource Detail

Sr. #	Functional Unit (Admn/Engg/ Finance/Engg-TP)	Name of Post	BPS	Sanctioned	Filled	Vacant
1	Admn Unit	Mayor	Hon	1	0	1
2	Admn Unit	Convener	Hon	1	0	1
3	Admn Unit	Assistant	16	1	0	1
4	Admn Unit	Junior Computer Operator	12	1	0	1
5	Admn Unit	Office Boy	1	2	0	2
6	Admn Unit	Junior Clerk	11	1	1	0
7	Admn Unit	Naib Qasid	2	1	1	0
			TOTAL =	8	2	6
1	Chief Officer Unit	Chief Officer	19	1	0	1
2	Chief Officer Unit	Assistant	16	1	1	0
3	Chief Officer Unit	Computer Operator	14	1	1	0
4	Chief Officer Unit	Senior Clerk	14	1	1	0
5	Chief Officer Unit	Junior Computer Operator	12	1	1	0
6	Chief Officer Unit	Driver	5	1	1	0
7	Chief Officer Unit	Office Boy	1	3	0	3
8	Chief Officer Unit	Chowkidar	1	1	1	0
9	Chief Officer Unit	Superintendent	17	1	1	0
10	Chief Officer Unit	Junior Clerk	11	1	1	0
11	Chief Officer Unit	Junior Clerk/ Vaccinator	5	1	0	1
12	Chief Officer Unit	Telephone Operator	11	1	1	0
13	Chief Officer Unit	Khadim Masjid	5	1	1	0
14	Chief Officer Unit	Imam Masjid	5	1	1	0
15	Chief Officer Unit	Imam Masjid	5	1	1	0
16	Chief Officer Unit	Naib Qasid	4	1	1	0
17	Chief Officer Unit	Naib Qasid	2	1	1	0
18	Chief Officer Unit	Naib Qasid	1	1	1	0

			Total=	20	15	5
1	MO(Finance) Unit	Municipal Officer (Finance)	18	1	1	0
2	MO(Finance) Unit	Assistant	16	1	1	0
3	MO(Finance) Unit	Accounts Clerk	15	1	1	0
4	MO(Finance) Unit	Junior Computer Operator	12	3	0	3
5	MO(Finance) Unit	Driver	5	1	1	0
6	MO(Finance) Unit	Office Boy	1	2	0	2
7	MO(Finance) Unit	Assistant	16	1	1	0
8	MO(Finance) Unit	Slaughter house superintendent	Part-time	1	1	0
9	MO(Finance) Unit	Office Boy	1	2	0	2
10	MO(Finance) Unit	Chowkidar	1	1	1	0
11	MO(Finance) Unit	Sanitary Worker	1	1	1	0
12	MO(Finance) Unit	Head Cashier	11	1	1	0
13	MO(Finance) Unit	Junior Clerk	11	1	1	0
14	MO(Finance) Unit	Junior Clerk	11	1	1	0
15	MO(Finance) Unit	Junior Clerk	11	1	1	0
16	MO(Finance) Unit	Junior Clerk	11	1	1	0
17	MO(Finance) Unit	Junior Clerk	11	1	1	0
18	MO(Finance) Unit	Junior Clerk	11	1	1	0
19	MO(Finance) Unit	Muharrar Slaughter House	4	1	1	0
20	MO(Finance) Unit	Water Carrier	4	1	1	0
21	MO(Finance) Unit	Naib Qasid	4	1	1	0
22	MO(Finance) Unit	Naib Qasid	2	1	1	0
23	MO(Finance) Unit	Naib Qasid	1	1	1	0
24	MO(Finance) Unit	Naib Qasid	1	1	1	0
			Total=	28	21	7
1	MO(I&S) Unit	Municipal Officer (Infrastructure)	18	1	1	0
2	MO(I&S) Unit	Assistant	16	1	1	0

3	MO(I&S) Unit	Sub Engineer (LGS)	14	1	1	0	
4	MO(I&S) Unit	Sub Engineer (LGS)	14	2	0	2	
5	MO(I&S) Unit	Junior Computer Operator	12	1	0	1	
6	MO(I&S) Unit	Office Boy	1	2	0	2	
7	MO(I&S) Unit	Junior Clerk	11	1	1	0	
8	MO(I&S) Unit	Naib Qasid	2	1	1	0	
9	MO(I&S) Unit	Naib Qasid	2	1	0	1	
			Total=	11	5	6	
		Parks					
10	MO(I&S) Unit	Head Mali	3	1	1	0	
11	MO(I&S) Unit	Mali	1	1	1	0	
12	MO(I&S) Unit	Mali	1	9	1	8	
13	MO(I&S) Unit	Chowkidar	1	1	1	0	
14	MO(I&S) Unit	Chowkidar	1	4	0	4	
15	MO(I&S) Unit	Baildar	4	1	1	0	
16	MO(I&S) Unit	Baildar	2	1	1	0	
17	MO(I&S) Unit	Baildar	2	1	1	0	
18	MO(I&S) Unit	Baildar	2	1	1	0	
19	MO(I&S) Unit	Baildar	2	1	1	0	
20	MO(I&S) Unit	Baildar	2	1	1	0	
21	MO(I&S) Unit	Baildar	2	1	1	0	
22	MO(I&S) Unit	Baildar	2	1	1	0	
23	MO(I&S) Unit	Baildar	2	1	1	0	
24	MO(I&S) Unit	Baildar	1	1	1	0	
25	MO(I&S) Unit	Baildar	1	1	1	0	
26	MO(I&S) Unit	Baildar	1	1	1	0	
27	MO(I&S) Unit	Baildar	1	1	1	0	
28	MO(I&S) Unit	Baildar	1	1	1	0	
29	MO(I&S) Unit	Baildar	1	1	1	0	
30	MO(I&S) Unit	Baildar	1	1	1	0	
			Total=	32	20	12	
		Water Supply					
31	MO(I&S) Unit	Tubewell Operator cum Chowkidar	5	1	1	0	
32	MO(I&S) Unit	Tubewell Operator cum Chowkidar	5	1	1	0	
33	MO(I&S) Unit	Tubewell Operator cum Chowkidar	5	1	1	0	
34	MO(I&S) Unit	Tubewell Operator cum Chowkidar	5	1	1	0	
35	MO(I&S) Unit	Tubewell Operator cum Chowkidar	5	1	1	0	
36	MO(I&S) Unit	Tubewell Operator cum Chowkidar	5	1	1	0	

37	MO(I&S) Unit	Tubewell Operator cum Chowkidar	5	1	1	0
38	MO(I&S) Unit	Tubewell Operator cum Chowkidar	5	1	1	0
39	MO(I&S) Unit	Tubewell Operator cum Chowkidar	5	1	1	0
41	MO(I&S) Unit	Tubewell Operator cum Chowkidar	5	1	1	0
42	MO(I&S) Unit	Tubewell Operator cum Chowkidar	5	1	1	0
43	MO(I&S) Unit	Tubewell Operator cum Chowkidar	5	1	1	0
44	MO(I&S) Unit	Tubewell Operator cum Chowkidar	5	1	1	0
45	MO(I&S) Unit	Tubewell Operator cum Chowkidar	5	1	1	0
46	MO(I&S) Unit	Tubewell Operator cum Chowkidar	5	1	1	0
47	MO(I&S) Unit	Tubewell Operator cum Chowkidar	5	1	1	0
48	MO(I&S) Unit	Tubewell Operator cum Chowkidar	5	1	1	0
49	MO(I&S) Unit	Tubewell Operator cum Chowkidar	5	1	1	0
50	MO(I&S) Unit	Tubewell Operator cum Chowkidar	5	1	1	0
51	MO(I&S) Unit	Tubewell Operator cum Chowkidar	5	1	1	0
52	MO(I&S) Unit	Tubewell Operator cum Chowkidar	5	1	1	0
53	MO(I&S) Unit	Tubewell Operator cum Chowkidar	5	1	1	0
54	MO(I&S) Unit	Tubewell Operator cum Chowkidar	5	1	1	0
55	MO(I&S) Unit	Tubewell Operator cum Chowkidar	5	1	1	0
56	MO(I&S) Unit	Tubewell Operator cum Chowkidar	5	1	1	0
57	MO(I&S) Unit	Tubewell Operator cum Chowkidar	5	1	1	0
58	MO(I&S) Unit	Tubewell Operator cum Chowkidar	5	1	1	0
59	MO(I&S) Unit	Tubewell Operator cum Chowkidar	5	1	1	0
60	MO(I&S) Unit	Tubewell Operator cum Chowkidar	5	1	1	0
61	MO(I&S) Unit	Tubewell Operator cum Chowkidar	5	1	1	0
62	MO(I&S) Unit	Tubewell Operator cum Chowkidar	5	1	1	0
63	MO(I&S) Unit	Tubewell Operator cum Chowkidar	5	1	1	0
64	MO(I&S) Unit	Tubewell Operator cum Chowkidar	5	1	1	0

65	MO(I&S) Unit	Tubewell Operator cum Chowkidar	5	1	1	0	
66	MO(I&S) Unit	Tubewell Operator cum Chowkidar	5	1	1	0	
67	MO(I&S) Unit	Tubewell Operator cum Chowkidar	5	1	1	0	
68	MO(I&S) Unit	Tubewell Operator cum Chowkidar	5	1	1	0	
69	MO(I&S) Unit	Tubewell Operator cum Chowkidar	5	1	1	0	
70	MO(I&S) Unit	Tubewell Operator cum Chowkidar	5	1	1	0	
71	MO(I&S) Unit	Tubewell Operator cum Chowkidar	5	1	1	0	
71	MO(I&S) Unit	Tubewell Operator cum Chowkidar	5	1	1	0	
71	MO(I&S) Unit	Tubewell Operator cum Chowkidar	5	1	1	0	
71	MO(I&S) Unit	Tubewell Operator cum Chowkidar	4	1	1	0	
71	MO(I&S) Unit	Tubewell Operator cum Chowkidar	4	1	0	1	
71	MO(I&S) Unit	Tubewell Operator cum Chowkidar	5	8	1	7	
71	MO(I&S) Unit	Operator Filtration Plants cum Chowkidar	5	13	0	13	
71	MO(I&S) Unit	Plumber	5	1	0	1	
71	MO(I&S) Unit	Plumber	4	1	1	0	
71	MO(I&S) Unit	Plumber	1	1	1	0	
80	MO(I&S) Unit	Plumber	3	1	1	0	
81	MO(I&S) Unit	Plumber	5	1	1	0	
82	MO(I&S) Unit	Electrician	1	1	0	1	
83	MO(I&S) Unit	Electrician	1	2	1	1	
84	MO(I&S) Unit	Chowkidar	1	1	1	0	
85	MO(I&S) Unit	Supervisor WS	5	1	1	0	
86	MO(I&S) Unit	Foreman	5	1	1	0	
87	MO(I&S) Unit	Oilman	2	1	1	0	
88	MO(I&S) Unit	Oilman	1	1	1	0	
			TOTAL =	78	54	24	
		Electric Branch					
89	MO(I&S) Unit	Electrician	6	1	1	0	
90	MO(I&S) Unit	Electrician	7	2	0	2	
			TOTAL =	3	1	2	
		GENERAL BUS STAND/PARKING FEE					
1	MO(I&S) Unit	Assistant	16	1	1	0	
2	MO(I&S) Unit	Junior Computer Operator	12	1	0	1	
3	MO(I&S) Unit	Office Boy	1	1	0	1	

4	MO(I&S) Unit	Chowkidar	1	4	0	4	
5	MO(I&S) Unit	Sanitary Worker	1	1	1	0	
6	MO(I&S) Unit	Sanitary Worker	1	1	1	0	
7	MO(I&S) Unit	Sanitary Worker	1	1	1	0	
8	MO(I&S) Unit	Sanitary Worker	1	1	1	0	
9	MO(I&S) Unit	Sanitary Worker	1	2	1	1	
10	MO(I&S) Unit	Junior Clerk	11	1	1	0	
11	MO(I&S) Unit	Naib Qasid	2	1	0	1	
			TOTAL =	15	7	8	
		Devolved Department (PHED)					
1	MO(I&S) Unit	Chowkidar	1	1	1	0	
2	MO(I&S) Unit	Sanitary Worker	1	1	1	0	
3	MO(I&S) Unit	Junior Clerk (PHED)	11	1	1	0	
4	MO(I&S) Unit	Store Chowkidar (PHED)	2	1	1	0	
5	MO(I&S) Unit	Store Chowkidar (PHED)	2	1	1	0	
6	MO(I&S) Unit	Oilman (PHED)	2	1	1	0	
7	MO(I&S) Unit	Oilman (PHED)	2	1	1	0	
8	MO(I&S) Unit	Fitter Cooli	2	1	0	1	
9	MO(I&S) Unit	Ferro Printer	2	1	0	1	
10	MO(I&S) Unit	Fero Khalasi (PHED)	2	1	1	0	
11	MO(I&S) Unit	Naib Qasid (PHED)	2	1	1	0	
12	MO(I&S) Unit	Naib Qasid (PHED)	2	1	1	0	
			TOTAL =	12	10	2	
		Sanitaion					
1	MO(I&S) Unit	Senior Clerk	14	1	1	0	
2	MO(I&S) Unit	Driver Tractor (Tractor/Suker Jatter / Arm Role)	5	1	1	0	
3	MO(I&S) Unit	Driver Tractor (Tractor/Suker Jatter / Arm Role)	5	1	1	0	
4	MO(I&S) Unit	Driver Tractor (Tractor/Suker Jatter / Arm Role)	5	1	1	0	
5	MO(I&S) Unit	Driver Tractor (Tractor/Suker Jatter / Arm Role)	4	1	1	0	
6	MO(I&S) Unit	Driver Tractor (Tractor/Suker Jatter / Arm Role)	4	1	1	0	
7	MO(I&S) Unit	Driver Tractor (Tractor/Suker Jatter / Arm Role)	5	10	0	10	
8	MO(I&S) Unit	Driver Rickshaw	4	10	0	10	
9	MO(I&S) Unit	Sanitary Worker	1	1	1	0	
10	MO(I&S) Unit	Sanitary Worker	1	1	1	0	

11	MO(I&S) Unit	Sanitary Worker	1	1	1	0
12	MO(I&S) Unit	Sanitary Worker	1	1	0	1
13	MO(I&S) Unit	Sanitary Worker	1	1	1	0
14	MO(I&S) Unit	Sanitary Worker	1	1	1	0
15	MO(I&S) Unit	Sanitary Worker	1	1	0	1
16	MO(I&S) Unit	Sanitary Worker	1	1	1	0
17	MO(I&S) Unit	Sanitary Worker	1	1	1	0
18	MO(I&S) Unit	Sanitary Worker	1	1	1	0
19	MO(I&S) Unit	Sanitary Worker	1	1	1	0
20	MO(I&S) Unit	Sanitary Worker	1	1	1	0
21	MO(I&S) Unit	Sanitary Worker	1	1	1	0
22	MO(I&S) Unit	Sanitary Worker	1	1	1	0
23	MO(I&S) Unit	Sanitary Worker	1	1	1	0
24	MO(I&S) Unit	Sanitary Worker	1	1	1	0
25	MO(I&S) Unit	Sanitary Worker	1	1	1	0
26	MO(I&S) Unit	Sanitary Worker	1	1	1	0
27	MO(I&S) Unit	Sanitary Worker	1	1	1	0
28	MO(I&S) Unit	Sanitary Worker	1	1	1	0
29	MO(I&S) Unit	Sanitary Worker	1	1	1	0
30	MO(I&S) Unit	Sanitary Worker	1	1	1	0
31	MO(I&S) Unit	Sanitary Worker	1	1	1	0
32	MO(I&S) Unit	Sanitary Worker	1	1	0	1
33	MO(I&S) Unit	Sanitary Worker	1	1	1	0
34	MO(I&S) Unit	Sanitary Worker	1	1	1	0
35	MO(I&S) Unit	Sanitary Worker	1	1	0	1
36	MO(I&S) Unit	Sanitary Worker	1	1	1	0
37	MO(I&S) Unit	Sanitary Worker	1	1	0	1
38	MO(I&S) Unit	Sanitary Worker	1	1	1	0
39	MO(I&S) Unit	Sanitary Worker	1	1	1	0
40	MO(I&S) Unit	Sanitary Worker	1	1	1	0
41	MO(I&S) Unit	Sanitary Worker	1	1	1	0
42	MO(I&S) Unit	Sanitary Worker	1	1	1	0
43	MO(I&S) Unit	Sanitary Worker	1	1	1	0
44	MO(I&S) Unit	Sanitary Worker	1	1	1	0
45	MO(I&S) Unit	Sanitary Worker	1	1	1	0
46	MO(I&S) Unit	Sanitary Worker	1	1	1	0
47	MO(I&S) Unit	Sanitary Worker	1	1	1	0
48	MO(I&S) Unit	Sanitary Worker	1	1	1	0
49	MO(I&S) Unit	Sanitary Worker	1	1	1	0
50	MO(I&S) Unit	Sanitary Worker	1	1	1	0
51	MO(I&S) Unit	Sanitary Worker	1	1	0	1
52	MO(I&S) Unit	Sanitary Worker	1	1	1	0
53	MO(I&S) Unit	Sanitary Worker	1	1	1	0

54	MO(I&S) Unit	Sanitary Worker	1	1	1	0
55	MO(I&S) Unit	Sanitary Worker	1	1	1	0
56	MO(I&S) Unit	Sanitary Worker	1	1	0	1
57	MO(I&S) Unit	Sanitary Worker	1	1	1	0
58	MO(I&S) Unit	Sanitary Worker	1	1	1	0
59	MO(I&S) Unit	Sanitary Worker	1	1	1	0
60	MO(I&S) Unit	Sanitary Worker	1	1	1	0
61	MO(I&S) Unit	Sanitary Worker	1	1	1	0
62	MO(I&S) Unit	Sanitary Worker	1	1	0	1
63	MO(I&S) Unit	Sanitary Worker	1	1	1	0
64	MO(I&S) Unit	Sanitary Worker	1	1	1	0
65	MO(I&S) Unit	Sanitary Worker	1	1	1	0
66	MO(I&S) Unit	Sanitary Worker	1	1	1	0
67	MO(I&S) Unit	Sanitary Worker	1	1	0	1
68	MO(I&S) Unit	Sanitary Worker	1	1	1	0
69	MO(I&S) Unit	Sanitary Worker	1	1	1	0
70	MO(I&S) Unit	Sanitary Worker	1	1	1	0
71	MO(I&S) Unit	Sanitary Worker	1	1	1	0
72	MO(I&S) Unit	Sanitary Worker	1	1	1	0
73	MO(I&S) Unit	Sanitary Worker	1	1	1	0
74	MO(I&S) Unit	Sanitary Worker	1	1	1	0
75	MO(I&S) Unit	Sanitary Worker	1	1	1	0
76	MO(I&S) Unit	Sanitary Worker	1	1	1	0
77	MO(I&S) Unit	Sanitary Worker	1	1	1	0
78	MO(I&S) Unit	Sanitary Worker	1	1	1	0
79	MO(I&S) Unit	Sanitary Worker	1	1	1	0
80	MO(I&S) Unit	Sanitary Worker	1	1	1	0
81	MO(I&S) Unit	Sanitary Worker	1	1	1	0
82	MO(I&S) Unit	Sanitary Worker	1	1	1	0
83	MO(I&S) Unit	Sanitary Worker	1	1	1	0
84	MO(I&S) Unit	Sanitary Worker	1	1	1	0
85	MO(I&S) Unit	Sanitary Worker	1	1	1	0
86	MO(I&S) Unit	Sanitary Worker	1	1	1	0
87	MO(I&S) Unit	Sanitary Worker	1	1	1	0
88	MO(I&S) Unit	Sanitary Worker	1	1	1	0
89	MO(I&S) Unit	Sanitary Worker	1	1	1	0
90	MO(I&S) Unit	Sanitary Worker	1	1	1	0
91	MO(I&S) Unit	Sanitary Worker	1	1	1	0
92	MO(I&S) Unit	Sanitary Worker	1	1	1	0
93	MO(I&S) Unit	Sanitary Worker	1	1	1	0
94	MO(I&S) Unit	Sanitary Worker	1	1	1	0
95	MO(I&S) Unit	Sanitary Worker	1	1	1	0
96	MO(I&S) Unit	Sanitary Worker	1	1	1	0

97	MO(I&S) Unit	Sanitary Worker	1	1	1	0
98	MO(I&S) Unit	Sanitary Worker	1	1	1	0
99	MO(I&S) Unit	Sanitary Worker	1	1	1	0
100	MO(I&S) Unit	Sanitary Worker	1	1	1	0
101	MO(I&S) Unit	Sanitary Worker	1	1	1	0
102	MO(I&S) Unit	Sanitary Worker	1	1	1	0
103	MO(I&S) Unit	Sanitary Worker	1	1	1	0
104	MO(I&S) Unit	Sanitary Worker	1	1	1	0
105	MO(I&S) Unit	Sanitary Worker	1	1	1	0
106	MO(I&S) Unit	Sanitary Worker	1	1	1	0
107	MO(I&S) Unit	Sanitary Worker	1	1	1	0
108	MO(I&S) Unit	Sanitary Worker	1	1	1	0
109	MO(I&S) Unit	Sanitary Worker	1	1	1	0
110	MO(I&S) Unit	Sanitary Worker	1	1	1	0
111	MO(I&S) Unit	Sanitary Worker	1	1	1	0
112	MO(I&S) Unit	Sanitary Worker	1	1	1	0
113	MO(I&S) Unit	Sanitary Worker	1	1	1	0
114	MO(I&S) Unit	Sanitary Worker	1	1	1	0
115	MO(I&S) Unit	Sanitary Worker	1	1	1	0
116	MO(I&S) Unit	Sanitary Worker	1	1	1	0
117	MO(I&S) Unit	Sanitary Worker	1	1	1	0
118	MO(I&S) Unit	Sanitary Worker	1	1	1	0
119	MO(I&S) Unit	Sanitary Worker	1	1	1	0
120	MO(I&S) Unit	Sanitary Worker	1	1	1	0
121	MO(I&S) Unit	Sanitary Worker	1	1	1	0
122	MO(I&S) Unit	Sanitary Worker	1	1	1	0
123	MO(I&S) Unit	Sanitary Worker	1	1	1	0
124	MO(I&S) Unit	Sanitary Worker	1	1	1	0
125	MO(I&S) Unit	Sanitary Worker	1	1	1	0
126	MO(I&S) Unit	Sanitary Worker	1	1	1	0
127	MO(I&S) Unit	Sanitary Worker	1	1	1	0
128	MO(I&S) Unit	Sanitary Worker	1	1	1	0
129	MO(I&S) Unit	Sanitary Worker	1	1	1	0
130	MO(I&S) Unit	Sanitary Worker	1	1	1	0
131	MO(I&S) Unit	Sanitary Worker	1	1	1	0
132	MO(I&S) Unit	Sanitary Worker	1	1	1	0
133	MO(I&S) Unit	Sanitary Worker	1	1	1	0
134	MO(I&S) Unit	Sanitary Worker	1	1	1	0
135	MO(I&S) Unit	Sanitary Worker	1	1	1	0
136	MO(I&S) Unit	Sanitary Worker	1	1	1	0
137	MO(I&S) Unit	Sanitary Worker	1	1	1	0
138	MO(I&S) Unit	Sanitary Worker	1	1	1	0
139	MO(I&S) Unit	Sanitary Worker	1	1	1	0

140	MO(I&S) Unit	Sanitary Worker	1	1	1	0
141	MO(I&S) Unit	Sanitary Worker	1	1	1	0
142	MO(I&S) Unit	Sanitary Worker	1	1	1	0
143	MO(I&S) Unit	Sanitary Worker	1	1	1	0
144	MO(I&S) Unit	Sanitary Worker	1	1	1	0
145	MO(I&S) Unit	Sanitary Worker	1	1	1	0
146	MO(I&S) Unit	Sanitary Worker	1	1	1	0
147	MO(I&S) Unit	Sanitary Worker	1	1	1	0
148	MO(I&S) Unit	Sanitary Worker	1	1	1	0
149	MO(I&S) Unit	Sanitary Worker	1	1	1	0
150	MO(I&S) Unit	Sanitary Worker	1	1	1	0
151	MO(I&S) Unit	Sanitary Worker	1	1	1	0
152	MO(I&S) Unit	Sanitary Worker	1	1	1	0
153	MO(I&S) Unit	Sanitary Worker	1	1	1	0
154	MO(I&S) Unit	Sanitary Worker	1	1	0	1
155	MO(I&S) Unit	Sanitary Worker	1	1	1	0
156	MO(I&S) Unit	Sanitary Worker	1	1	1	0
157	MO(I&S) Unit	Sanitary Worker	1	1	1	0
158	MO(I&S) Unit	Sanitary Worker	1	1	1	0
159	MO(I&S) Unit	Sanitary Worker	1	1	1	0
160	MO(I&S) Unit	Sanitary Worker	1	1	1	0
161	MO(I&S) Unit	Sanitary Worker	1	1	1	0
162	MO(I&S) Unit	Sanitary Worker	1	1	1	0
163	MO(I&S) Unit	Sanitary Worker	1	1	1	0
164	MO(I&S) Unit	Sanitary Worker	1	1	1	0
165	MO(I&S) Unit	Sanitary Worker	1	1	1	0
166	MO(I&S) Unit	Sanitary Worker	1	1	1	0
167	MO(I&S) Unit	Sanitary Worker	1	1	1	0
168	MO(I&S) Unit	Sanitary Worker	1	1	1	0
169	MO(I&S) Unit	Sanitary Worker	1	1	1	0
170	MO(I&S) Unit	Sanitary Worker	1	1	1	0
171	MO(I&S) Unit	Sanitary Worker	1	1	1	0
172	MO(I&S) Unit	Sanitary Worker	1	1	1	0
173	MO(I&S) Unit	Sanitary Worker	1	1	1	0
174	MO(I&S) Unit	Sanitary Worker	1	1	1	0
175	MO(I&S) Unit	Sanitary Worker	1	1	1	0
176	MO(I&S) Unit	Sanitary Worker	1	1	1	0
177	MO(I&S) Unit	Sanitary Worker	1	1	1	0
178	MO(I&S) Unit	Sanitary Worker	1	1	1	0
179	MO(I&S) Unit	Sanitary Worker	1	1	1	0
180	MO(I&S) Unit	Sanitary Worker	1	1	1	0
181	MO(I&S) Unit	Sanitary Worker	1	1	1	0
182	MO(I&S) Unit	Sanitary Worker	1	1	1	0

183	MO(I&S) Unit	Sanitary Worker	1	1	1	0
184	MO(I&S) Unit	Sanitary Worker	1	1	1	0
185	MO(I&S) Unit	Sanitary Worker	1	1	1	0
186	MO(I&S) Unit	Sanitary Worker	1	1	1	0
187	MO(I&S) Unit	Sanitary Worker	1	1	1	0
188	MO(I&S) Unit	Sanitary Worker	1	1	1	0
189	MO(I&S) Unit	Sanitary Worker	1	1	1	0
190	MO(I&S) Unit	Sanitary Worker	1	1	1	0
191	MO(I&S) Unit	Sanitary Worker	1	1	1	0
192	MO(I&S) Unit	Sanitary Worker	1	1	1	0
193	MO(I&S) Unit	Sanitary Worker	1	1	1	0
194	MO(I&S) Unit	Sanitary Worker	1	1	1	0
195	MO(I&S) Unit	Sanitary Worker	1	1	1	0
196	MO(I&S) Unit	Sanitary Worker	1	1	1	0
197	MO(I&S) Unit	Sanitary Worker	1	1	1	0
198	MO(I&S) Unit	Sanitary Worker	1	1	1	0
199	MO(I&S) Unit	Sanitary Worker	1	1	1	0
200	MO(I&S) Unit	Sanitary Worker	1	1	1	0
201	MO(I&S) Unit	Sanitary Worker	1	1	1	0
202	MO(I&S) Unit	Sanitary Worker	1	1	1	0
203	MO(I&S) Unit	Sanitary Worker	1	1	1	0
204	MO(I&S) Unit	Sanitary Worker	1	1	1	0
205	MO(I&S) Unit	Sanitary Worker	1	1	1	0
206	MO(I&S) Unit	Sanitary Worker	1	1	1	0
207	MO(I&S) Unit	Sanitary Worker	1	1	1	0
208	MO(I&S) Unit	Sanitary Worker	1	1	1	0
209	MO(I&S) Unit	Sanitary Worker	1	1	1	0
210	MO(I&S) Unit	Sanitary Worker	1	1	0	1
211	MO(I&S) Unit	Sanitary Worker	1	1	0	1
212	MO(I&S) Unit	Sanitary Worker	1	1	0	1
213	MO(I&S) Unit	Sewer man	1	1	1	0
214	MO(I&S) Unit	Sewer man	1	1	1	0
215	MO(I&S) Unit	Sewer man	1	1	1	0
216	MO(I&S) Unit	Sewer man	1	1	1	0
217	MO(I&S) Unit	Sewer man	1	1	1	0
218	MO(I&S) Unit	Sewer man	1	1	1	0
219	MO(I&S) Unit	Sewer man	1	1	1	0
220	MO(I&S) Unit	Sewer man	1	1	1	0
221	MO(I&S) Unit	Sewer man	1	1	1	0
222	MO(I&S) Unit	Sewer man	1	1	1	0
223	MO(I&S) Unit	Sewer man	1	1	1	0
224	MO(I&S) Unit	Sewer man	1	1	1	0
225	MO(I&S) Unit	Sewer man	1	1	1	0

226	MO(I&S) Unit	Sewer man	1	1	1	0
227	MO(I&S) Unit	Sewer man	1	1	1	0
228	MO(I&S) Unit	Sewer man	1	1	1	0
229	MO(I&S) Unit	Sewer man	1	1	1	0
230	MO(I&S) Unit	Sewer man	1	1	1	0
231	MO(I&S) Unit	Sewer man	1	1	1	0
232	MO(I&S) Unit	Sewer man	1	1	1	0
233	MO(I&S) Unit	Sewer man	1	1	1	0
234	MO(I&S) Unit	Sewer man	1	1	1	0
235	MO(I&S) Unit	Sewer man	1	1	1	0
236	MO(I&S) Unit	Sewer man	1	1	1	0
237	MO(I&S) Unit	Sewer man	1	1	1	0
238	MO(I&S) Unit	Sewer man	1	1	1	0
239	MO(I&S) Unit	Sewer man	1	1	1	0
240	MO(I&S) Unit	Sewer man	1	1	1	0
241	MO(I&S) Unit	Sewer man	1	1	1	0
242	MO(I&S) Unit	Sewer man	1	21	1	20
243	MO(I&S) Unit	Operator Disposal cum Chowkidar	4	1	1	0
244	MO(I&S) Unit	Operator Disposal cum Chowkidar	4	1	1	0
245	MO(I&S) Unit	Operator Disposal cum Chowkidar	4	12	0	12
246	MO(I&S) Unit	Chief Sanitary Inspector	14	1	0	1
247	MO(I&S) Unit	Assistant Sanitary Inspector	6	1	1	0
248	MO(I&S) Unit	Assistant Sanitary Inspector	6	1	0	1
249	MO(I&S) Unit	Sanitary Supervisor	5	1	1	0
250	MO(I&S) Unit	Sanitary Supervisor	5	1	1	0
251	MO(I&S) Unit	Sanitary Supervisor	5	1	1	0
252	MO(I&S) Unit	Sanitary Supervisor	5	1	1	0
253	MO(I&S) Unit	Sanitary Supervisor	5	1	1	0
254	MO(I&S) Unit	Sanitary Supervisor	5	1	1	0
255	MO(I&S) Unit	Sanitary Supervisor	5	1	1	0
256	MO(I&S) Unit	Sanitary Supervisor	5	1	1	0
257	MO(I&S) Unit	Tractor Cooli	2	1	1	0
258	MO(I&S) Unit	Tractor Cooli	1	1	1	0
259	MO(I&S) Unit	Tractor Cooli	1	1	1	0
260	MO(I&S) Unit	Tractor Cooli	1	1	1	0
261	MO(I&S) Unit	Tractor Cooli	1	1	1	0
262	MO(I&S) Unit	Tractor Cooli	1	1	1	0
263	MO(I&S) Unit	Tractor Cooli	1	1	1	0
264	MO(I&S) Unit	Tractor Cooli	1	1	0	1
265	MO(I&S) Unit	Tractor Cooli	1	1	0	1

266	MO(I&S) Unit	Spray Cooli	2	1	1	0	
267	MO(I&S) Unit	Spray Cooli	1	1	1	0	
268	MO(I&S) Unit	Water Carrier	2	1	1	0	
269	MO(I&S) Unit	Water Carrier	2	1	1	0	
270	MO(I&S) Unit	Water Carrier	2	1	1	0	
271	MO(I&S) Unit	Water Carrier	2	1	1	0	
272	MO(I&S) Unit	Water Carrier	2	1	1	0	
273	MO(I&S) Unit	Water Carrier	2	1	1	0	
274	MO(I&S) Unit	Water Carrier	2	1	1	0	
275	MO(I&S) Unit	Water Carrier	2	1	1	0	
276	MO(I&S) Unit	Water Carrier	2	1	1	0	
277	MO(I&S) Unit	Water Carrier	2	1	1	0	
278	MO(I&S) Unit	Water Carrier	1	1	1	0	
279	MO(I&S) Unit	Water Carrier	1	1	1	0	
280	MO(I&S) Unit	Water Carrier	1	1	1	0	
281	MO(I&S) Unit	Water Carrier	1	1	1	0	
			TOTAL =	330	261	69	
		Library					
1	MO(I&S) Unit	Library Clerk	11	1	0	1	
2	MO(I&S) Unit	Office Boy	1	1	0	1	
3	MO(I&S) Unit	Chowkidar	1	1	0	1	
4	MO(I&S) Unit	Naib Qasid	1	1	1	0	
			TOTAL =	4	1	3	
		Fire Brigade					
1	MO(I&S) Unit	Driver F.B.	7	1	1	0	
2	MO(I&S) Unit	Fireman	5	1	1	0	
3	MO(I&S) Unit	Fireman	5	1	1	0	
4	MO(I&S) Unit	Fireman	5	1	1	0	
5	MO(I&S) Unit	Fireman	5	1	1	0	
			TOTAL =	5	5	0	
1	MO(Regulation) Unit	Municipal Officer (Regulation)	17	1	1	0	
2	MO(Regulation) Unit	Senior Clerk	14	1	1	0	
3	MO(Regulation) Unit	Junior Computer Operator	12	2	0	2	
4	MO(Regulation) Unit	Patwari	5	1	1	0	
5	MO(Regulation) Unit	Legal Advisor	Part-time	1	1	0	
6	MO(Regulation) Unit	Legal Advisor	Part-time	1	1	0	
7	MO(Regulation) Unit	Office Boy	1	2	0	2	
8	MO(Regulation) Unit	Land Supervisor	11	1	1	0	

9	MO(Regulation) Unit	Junior Clerk	11	1	1	0	
10	MO(Regulation) Unit	Traffic Inspector	14	1	1	0	
11	MO(Regulation) Unit	Junior Clerk	11	1	1	0	
12	MO(Regulation) Unit	Naib Qasid	4	1	1	0	
13	MO(Regulation) Unit	Naib Qasid	1	1	1	0	
14	MO(Regulation) Unit	Naib Qasid	1	1	1	0	
			TOTAL =	16	12	4	
		Registration of Death, Birth, Marriage Divorce					
1	MO(Regulation) Unit	Junior Computer Operator	12	4	0	4	
2	MO(Regulation) Unit	Office Boy	1	1	0	1	
3	MO(Regulation) Unit	Senior Octroi Clerk	14	1	1	0	
4	MO(Regulation) Unit	Senior Octroi Clerk	14	1	1	0	
5	MO(Regulation) Unit	Senior Octroi Clerk	14	1	1	0	
6	MO(Regulation) Unit	Senior Octroi Clerk	14	1	1	0	
7	MO(Regulation) Unit	Senior Octroi Clerk	14	1	1	0	
8	MO(Regulation) Unit	Senior Octroi Clerk	14	1	1	0	
9	MO(Regulation) Unit	Senior Octroi Clerk	14	1	1	0	
10	MO(Regulation) Unit	Senior Octroi Clerk	14	1	1	0	
11	MO(Regulation) Unit	Senior Octroi Clerk	14	1	1	0	
12	MO(Regulation) Unit	Senior Octroi Clerk	14	1	1	0	
13	MO(Regulation) Unit	Senior Octroi Clerk	14	1	0	1	
14	MO(Regulation) Unit	Senior Octroi Clerk	14	1	1	0	
15	MO(Regulation) Unit	Naib Qasid Octroi	4	1	1	0	
16	MO(Regulation) Unit	Naib Qasid Octroi	4	1	0	1	
17	MO(Regulation) Unit	Naib Qasid Octroi	4	1	1	0	
			TOTAL =	20	13	7	
1	MO(Planning) Unit	Municipal Officer (Planning)/Architect	17	1	0	1	
2	MO(Planning) Unit	Building Inspector (LGS)	14	1	1	0	

3	MO(Planning) Unit	Building Inspector (LGS)	14	1	1	0
4	MO(Planning) Unit	Junior Computer Operator	12	1	1	0
5	MO(Planning) Unit	Office Boy	1	1	1	0
6	MO(Planning) Unit	Junior Clerk	11	1	1	0
7	MO(Planning) Unit	Naib Qasid	2	1	1	0
			TOTAL =	7	6	1
1	MO(IT) Unit	Municipal Officer (IT)	17	1	0	1
2	MO(IT) Unit	Junior Computer Operator/IT Assistant	12	1	0	1
3	MO(IT) Unit	Office Boy	1	2	0	2
			TOTAL =	4	0	4
			Grand Total =	593	433	160

MC Bahawalnagar - List of Approved Projects

Sr. No	Name of Project	Gestation Period	Approved Cost (PKR)	Status	Physical Progress (%)	Remarks
Year 2017-18						
1	Construction of drains, soling, culverts, RCC slabs, girder crossing, screening chamber, construction of hodi, manhole, laying of water supply, sewer line, repair of manhole, supply of street lights, tuff tile, entry gate and improvement /construction of park, sluice valve chamber municipal committee area Bahawalnagar ward No. 09,10,13,14,15,16,18,19,20	8 Month	1800000	Completed	100%	
2	Construction of drains, soling, culverts, RCC slabs, girder crossing, screening chamber, construction of hodi, manhole, laying of water supply, sewer line, repair of manhole, supply of street lights, tuff tile, entry gate and improvement /construction of park, sluice valve chamber municipal committee area Bahawalnagar ward No. 22,23,26,29,31,32,37,38,39	8 Month	1800000	Completed	100%	
3	Construction of drains, soling, culverts, RCC slabs, girder crossing, screening chamber, construction of hodi, manhole, laying of water supply, sewer line, repair of manhole, supply of street lights, tuff tile, entry gate and improvement /construction of park, sluice valve chamber municipal committee area Bahawalnagar ward No.05,35,42,43,44,45,47	6 Month	1400000	Completed	100%	
4	Providing, Replacement And Laying Of Water Supply Pipes City Area Bahawalnagar	13 Month	2500000	Completed	100%	
5	Construction of Drains, Soling, Culverts, RCC Slabs, Girder Crossing, Screening Chamber, Construction of Hodi, Manhole, laying of water supply, sewer line, repair of Manhole, Supply of items street lights Ward No. 01,02,03,04,06,07 Bushra Bibi ,Ayesha Ameen, Fiza Akhtr Women Councilor Municipal Committee Area Bahawalnagar	07 Month	1500000	Completed	100%	
6	Construction of Drains, Soling, Culverts, RCC Slabs, Girder Crossing, Screening Chamber, Construction of Hodi, Manhole, laying of water supply, sewer line, repair of Manhole, Supply of items street lights Ward No. 08,11,17,12,21,24 Kashir Hussain Labor Councilor , Yasmeen Tahira , Nazia Akram Women Councilor Municipal Committee Area Bahawalnagar	06 Month	1500000	Completed	100%	

Sr. No	Name of Project	Gestation Period	Approved Cost (PKR)	Status	Physical Progress (%)	Remarks
7	Construction of Drains, Soling, Culverts, RCC Slabs, Girder Crossing, Screening Chamber, Construction of Hodi, Manhole, laying of water supply, sewer line, repair of Manhole, Supply of items street lights Ward No. 25,27,28,30,33,34 Muhammad Mubeen Lahor, Malik Abdullah Youth Councilor, Sajin Bhattia Minority Councilor Municipal Committee Area Bahawalnagar	06 Month	1500000	Completed	100%	
8	Construction of Drains, Soling, Culverts, RCC Slabs, Girder Crossing, Screening Chamber, Construction of Hodi, Manhole, laying of water supply, sewer line, repair of Manhole, Supply of items street lights Ward No. 36,40,41,46 Faqeer Chand Minority Councilor Municipal Committee Area Bahawalnagar	06 Month	900000	Completed	100%	
9	Construction of Drains, Soling, Culverts, RCC Slabs, Girder Crossing, Screening Chamber, Construction of Hodi, Manhole, laying of water supply, sewer line, repair of Manhole, Supply of items street lights, Municipal Committee Area Bahawalnagar	02 Month	1000000	Completed	100%	
10	Construction of Entry Gate Modal Town	01 Month	350000	Completed	100%	
11	Supply / Fixing of manhole cover, Frame, Construction / repair of manholes, RCC Slabs etc	05 Month	1500000	Completed	100%	
12	Construction of Boundary Wall Madni Colony Water Works, Graveyard Minority Bahawalnagar	06 Month	900000	Completed	100%	
13	Providing, Replacement and laying pipe line Water Supply city Area Bahawalnagar		800000	Completed	100%	
14	Providing, Replacement and laying pipe line Water Supply city Area Bahawalnagar		800000	Completed	100%	
Year 2018-19						
Nil						